

# Welcome to Whittle Academy!



## Nursery and Reception Open Evening

Tuesday 25<sup>th</sup> June 2024



Please help yourself  
to a cup of tea  
or coffee before  
we begin.



# Meet our EYFS Team...



**Whittle**  
Academy

In Nursery....  
(The Ducklings Class)



**Mrs Le Marquand**  
(Class Teacher)



**Mrs Morgan-Smith**  
(Class Teacher, EYFS/KS1 Lead & DHT)



**Mrs Tanner**  
(TA & Nursery Nurse)

In Reception....  
(The Robins Class)



**Mrs Smith**  
(Class Teacher – Mon & Tues)



**Mrs Cook**  
(Class Teacher – Weds, Thurs & Friday)



**Mrs Barnes**  
(HLTA – Tues-Fri)

# Aims of this evening...

- To find out more about Early Years curriculum (EYFS)
- How we will help and teach your child to learn - learning through play
- Tapestry - online learning journals
- Our EYFS at Whittle
- What can you do to help and support your child at home.



**Whittle**  
Academy

# What is EYFS?

## Early Years Foundation Stage

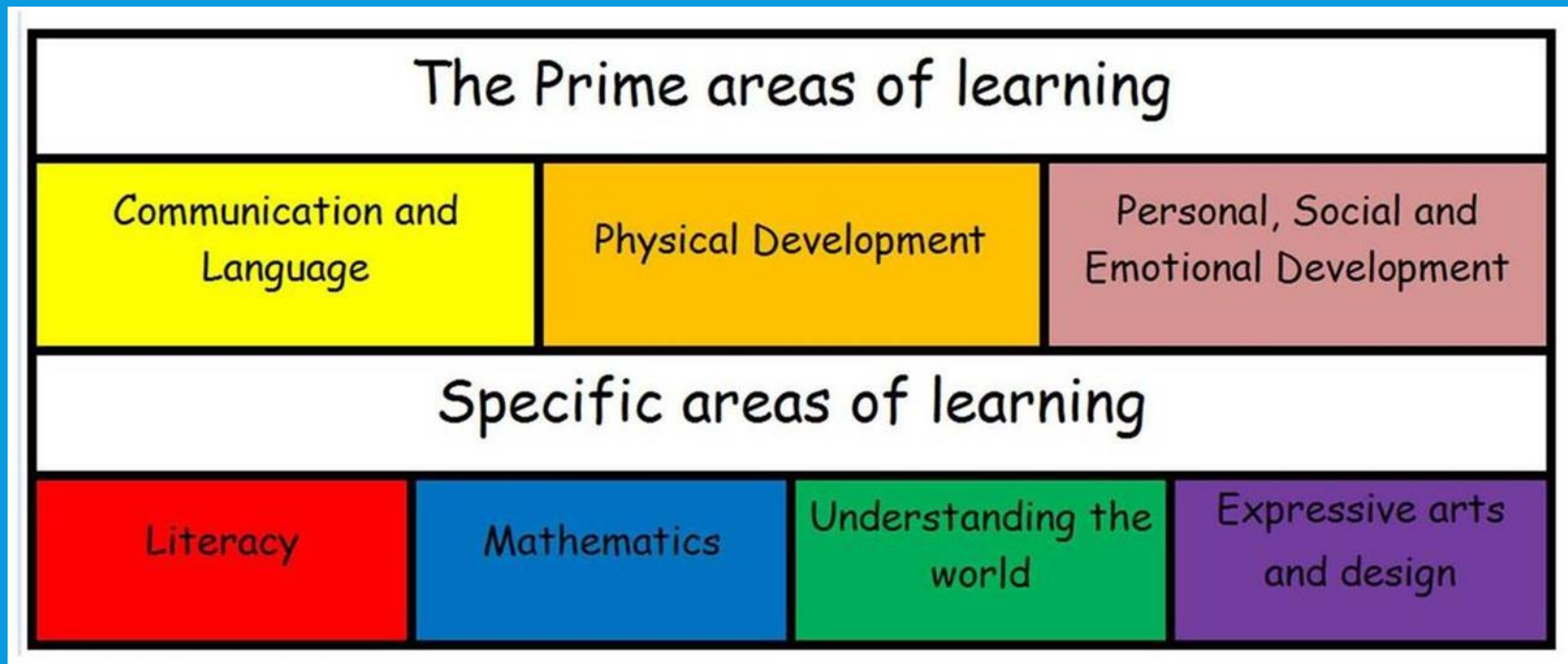
- Birth-5 curriculum guidance
- Welfare requirements
- Assessed at beginning of Nursery and Reception (Baseline)





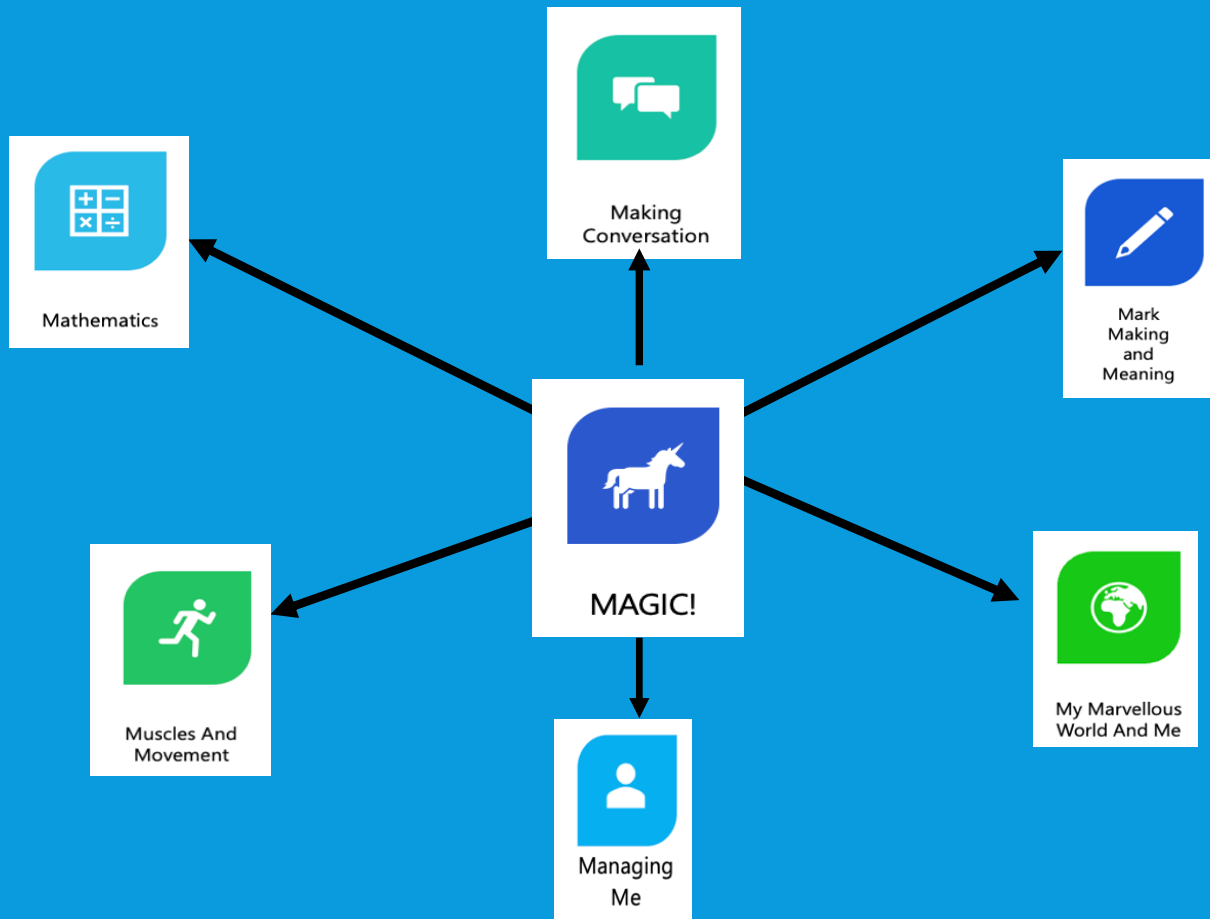
# Areas of Learning

The curriculum is split into seven areas of learning...  
The *prime* areas of learning and the *specific* areas.



# The 5 Ms

At Whittle this is just the start. We have designed our own bespoke curriculum that encompasses the 7 areas of learning and the characteristics of learning in an engaging and exciting curriculum that we call **The Ms**.

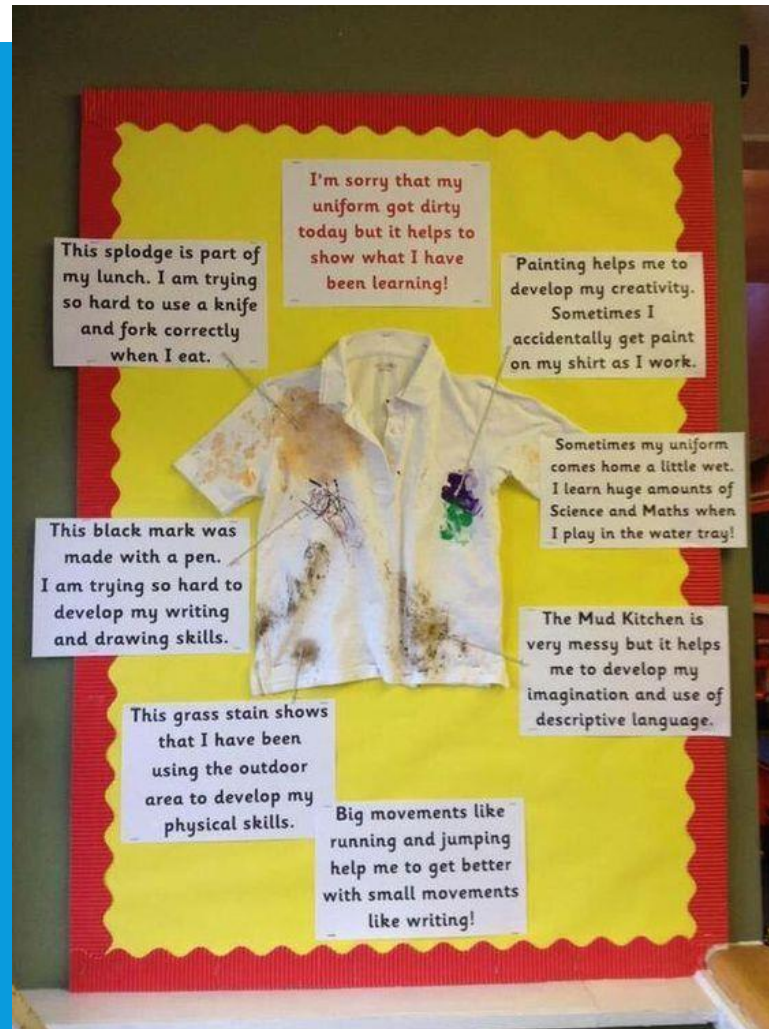


# How we Learn

- Our EYFS has a play-based approach to learning, tailored to meet the needs of each individual child.
- Learning is child-led and is planned around the interests of the children
- There are a mixture of adult-led and child-initiated activities



# Messy Play!



Sometimes we get messy when we're learning!



# Learning Environments

Every day we will use both the indoor and outdoor learning environments so please ensure your child is dressed appropriately for the weather.


- Wellie boots (leave in school)
- Warm coat, hat and gloves
- Sun hat and sun cream
- Spare change of clothes (leave in school)



**Whittle**  
Academy



# Reading and Writing



- All our reading and writing is taught through a phonics scheme called Read Write Inc.
- Read Write Inc. encourages children to know all their single sounds first (phonemes) and then moves on to blending the sounds to support reading.
- Your child will bring home a 'bedtime book' from our library to share with you.
- Once they have learnt their sounds and are beginning to blend some simple words they will be given a reading book from our reading scheme alongside some high frequency words to take home.



**Whittle**  
Academy

# An Introduction to Online Learning Journals



*An easy-to-use and secure online learning journal helping staff and families celebrate their children's learning and development*

# What is Tapestry?



- An Online Learning Journal System
- EYFS Staff record children's learning and progression using iPads
- Parents can view their child's journal on mobile devices, tablets and on home computers at any time!
- Parents can comment on observations or even add their own!
- A password and PIN is required to access Tapestry for all users.
- Only parents can view the individual observations of their child.



# Tapestry Learning Journals



## \*\*MARK MAKING AND MEANING\*\*

09 Jun 2022 09:00 AM by Liz Cornfoot

Q **autumn**-Rose independently used today's phonic sound in her picture. She drew a butterfly to go with 'b'.  
19.10.21 - **autumn** drew a lovely picture of a hedgehog following our carpet session. She found

 Autumn-Rose Seaton  25  16




Writing People and communities



## \*\*MUSCLES MOVEMENT AND ME\*\*

08 Jun 2022 03:30 PM by Jodie Barnes

Q **autumn**-Rose independently cut out and assembled her mask with some help to make the headband.  
Amazing! 24.09.21: **autumn** was confident and could move along each area of the Trim trail independently.

 Autumn-Rose Seaton  7  3

Listening and attention Moving and handling Health and self-care Mathematics Creating with materials

5 Ms Mark Making and Meaning  
Mathematics  
Making Conversation  
Muscles and Movements  
My Marvellous World



TAPESTRY  
ONLINE LEARNING  
JOURNAL

# How to use Tapestry at home

## iOS (Apple)

Search 'EYFS  
Tapestry' in the  
app store



## Website

<https://tapestryjournal.com>



## Android

Search 'EYFS  
Tapestry' in the  
Google Play  
store



All user guides are available today and can be found in your information packs. There are also lots of video guides on you tube and on Tapestry's website.

# Starting Nursery and Reception

## What your child will need...

- Named water bottle
- Lunch box (if having packed lunches)
- Spare clothes in a named bag (to be kept in school)
- Wellies (to be kept in school)
- Appropriate coat and shoes (Velcro)
- A bag to carry all their belongings.



Please label all items of clothing including wellies and shoes with your child's name.

# School Uniform



## Trousers or Skirts

Plain, black or grey / Summer school dress in blue

## Polo Shirt

White polo shirt with or without the school logo

## Jumper

School sweatshirt or cardigan with or without the school logo

## Shoes

We would like all our children to wear black school shoes or black trainers

## Socks

Plain white, black or dark grey





# Snack in EYFS

All children are entitled to free milk and fruit snack every day.



# School Lunches

Our meals are prepared on the premises by Catering Academy. Menus are displayed on the school website and run on a three weekly cycle.

Nursery: If your child is entitled to the 30 hour funding they can have a hot dinner at school costing £2.25.

Reception: All children in Reception are entitled to a free hot school dinner every day.



# Medicine and Illness

- Please keep us informed about any on-going medical conditions or allergies.
- If your child needs medicine in school, we will need you to take this to the main office and complete a form.
- If your child is ill and unable to attend school, please phone the office as soon as possible to let us know.



# SEND

## Special Education Needs and Disabilities

- SENCo - Mrs Vicky Prudham
- Class Teachers
- Support Staff
- External Agencies






# Home visits and starting arrangements

- Home visits - only for children NEW to Whittle this year. You will be able to arrange this today.
- Reception Home visits - July
- Nursery Home visits - September
- The Reception class will also have a 'Transition Day' in July where they will come into school.
- Both Nursery and Reception classes will have 'staggered' starts in September. We will share these details with you.





# How to help your child settle in well

- Talk to your child about what to expect
- Read stories about starting school
- Encourage independence
- Teach your child some keywords or phrase



Be excited! 😊



# Time to see the classrooms!...

Please come and have a look at our classrooms before you go, where you will be able to...

- Talk to us about your child and ask us lots of questions!
- See where your child will be spending their day
- Sign up for your home visit date and time (new children only)
- Collect your information pack *(Please complete these as soon as you can and return to the school office before Friday 21<sup>st</sup> July).*

