Inspire Education Trust c/o Hearsall Academy
Kingston Road
Coventry
CV5 6LR

02476 011 479
admin@ietrust.org

On the Parent App

Click the three lines to access your main menu, then click on Meals.

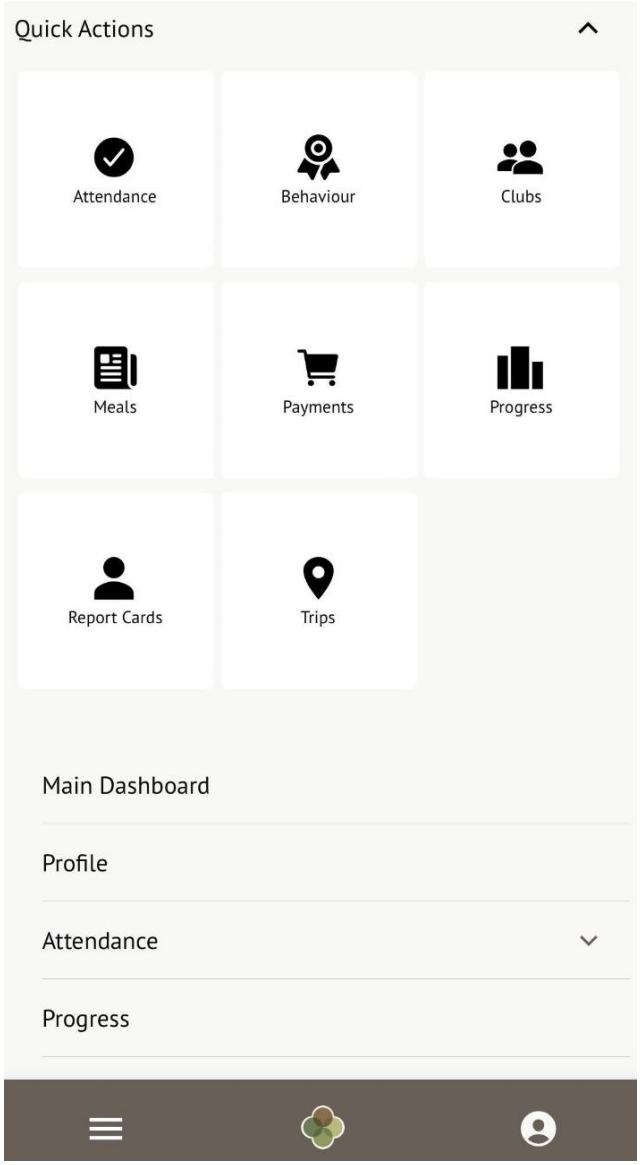

You'll be taken to the *Meal Choices* page, where you will be presented with a list of Meals that have available menus to choose from. You can see past meals by using the Academic Year drop-down menu.

Inspire Education Trust c/o Hearsall Academy
Kingston Road
Coventry
CV5 6LR

02476 011 479
admin@ietrust.org

Click on a meal.

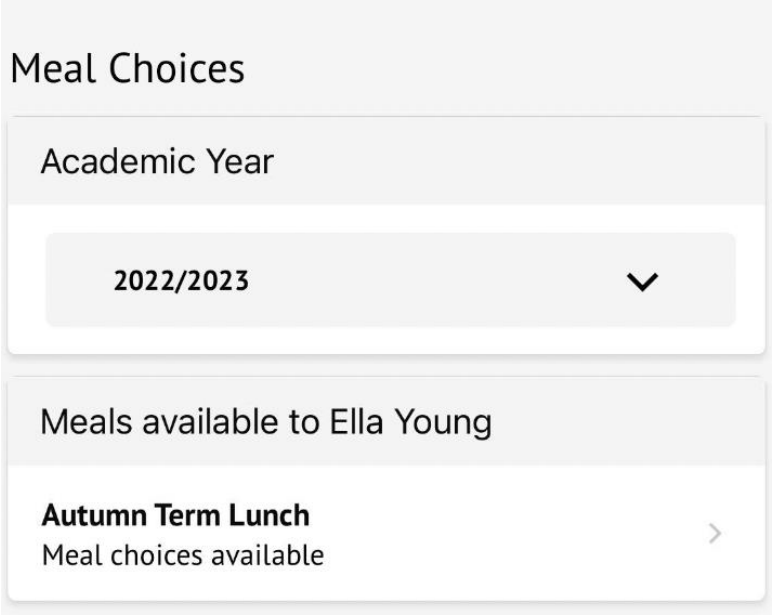

You can then see the *Meal Choices* page:

- You can see your child's meal account balance at the top - if this balance is negative it will be highlighted in red.
- You can top up the balance via card payment using the Top up account button. You can see more about topping up here: Topping up the meal account

On the page you can see all future dates you can select a meal for:

- Deadline passed - the deadline your school has set to make a meal choice has passed and cannot be edited by you. Your child's teacher can amend their choice while taking the register, or you can contact your school if you'd like to change what meal your child is going to have.
- School holiday - no choices available. Your school has set this day as a non-school day. Please contact your school (please do not contact Arbor) if this is incorrect.
- No choices made - click to select the meal your child will have.
- Meal Choice - you've set a meal choice already, but you can click it to change your choice.

When choosing a meal, click on the day. In the slide over, you'll see when the deadline for making your choice is.

Inspire Education Trust c/o Hearsall Academy
Kingston Road
Coventry
CV5 6LR

02476 011 479
admin@ietrust.org

You can also select your Meal Choice, and whether to apply this to all future dates. For example if you select Pizza and your school has Pizza as an option every Wednesday and Friday, their choice for every upcoming Wednesday and Friday will be automatically set to be Pizza.
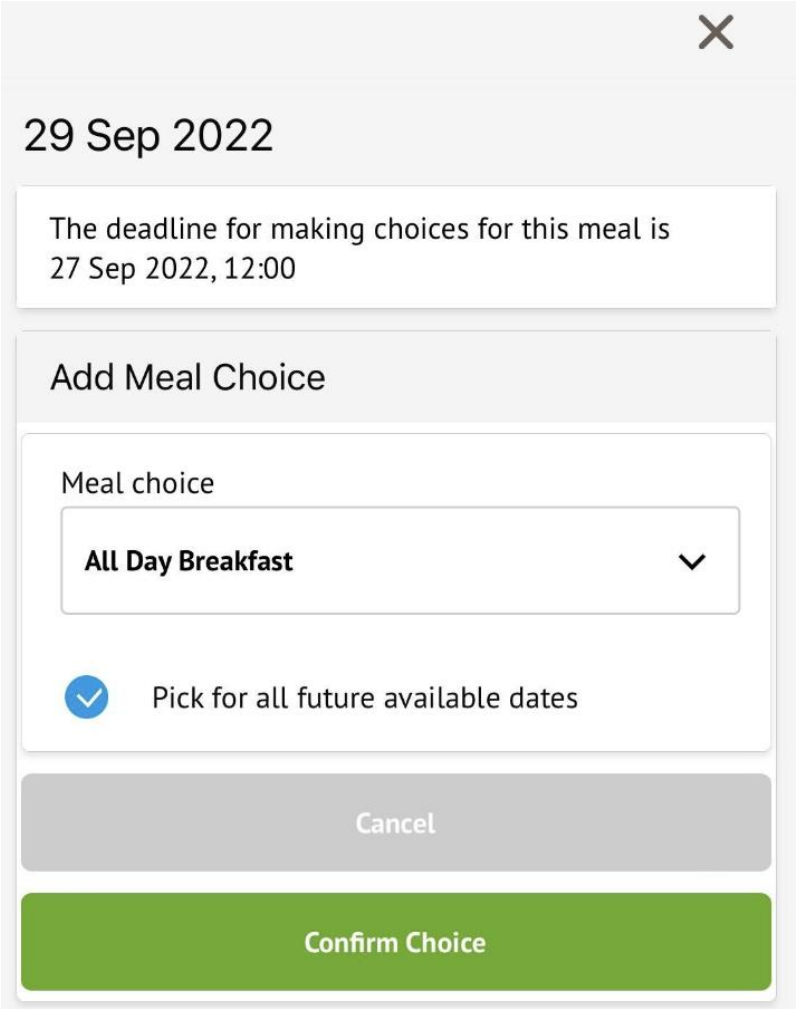
To edit or remove a meal choice that has already made, click on the day to open the edit slide over. Update the meal choice, or click Remove choice to delete the choice and revert it to No choices made.